

## Two-Wheeled Self-Balancing Robot

Basant Kumar<sup>\*1</sup>, Riya Choudhary<sup>\*2</sup>, Indu Bhardwaj<sup>\*3</sup>

<sup>\*1</sup>4<sup>TH</sup> Year student, SECE, Galgotias University, Greater Noida, Uttar Pradesh, India

<sup>\*2</sup>24<sup>TH</sup> Year student, SECE, Galgotias University, Greater Noida, Uttar Pradesh, India

<sup>\*3</sup>Mentor, Assistant Professor, SECE, Galgotias University, Greater Noida, Uttar Pradesh, India

---

### **Abstract**

*This paper designed an advanced mobile inverted pendulum robotic referred to as auto-balancing robotic. This robotic architecture contains of l298n motor motive force module geared dc motor with wheels, fundamental circuit board of arduino, robotic keeps itself stability with wheels & is able to stabilize at the identical time as avoiding smaller & bigger obstacles within the ceased surroundings. All of the mathematical design of the robot is obtained based completely on Newtonianmechanics. The machine in itself calls for energetic manage so as to be stable. The use of open supply microcontroller that is arduino-nano and dependable angular and positional records the tool may be made stable by means of the use of imposing a controller. We already recognize that inverted suspended body is a sample of classic volatile manipulate tool for the steadiness of robotic some of the algorithms had been enlighten for eg:- kalman filter out pid controller algorithm.*

**Keywords** - Inverted pendulum, self- balance, robotic vehicle, Arduino - nano, gyroscope

---

Date of Submission: 25-05-2021

Date of acceptance: 07-06-2021

---

### **I. INTRODUCTION**

The self-balancing robotic is essentially an inverted suspended body. It may be balanced better if the center of mass is higher relative to the wheel axles. A better center of mass method a higher mass second of inertia that communicate to decrease angular acceleration. That's why battery is placed on pinnacle. In recent years, robotic is probably an integration technology of interdisciplinary theory. That is because of the fact robots display amazing top-notch priority in decreasing labour depth, growing productivity and less opportunities of the risk of operation. This technology had been widely used in diverse fields as a modern sort of manufacturing tool. Wheeled selfbalancing vehicle are an average instance of robotic that is inspired from the inverted pendulum device. This vehicle can be rightfully referred to as a robotic because of the truth, without the sensory capability and clever manage that accompany each robotic, the segway may not move upright. The undertaking hobbies at stabilizing a 2-wheel robotic. The robotic have to be strong towards the minor outside disturbances and ought for you to maintain its stability. In this venture, we've designed a version of selfbalancing robotic the use of the pid inverted pendulum packages are lots; as an example the human body is an inverted pendulum balancing the higher frame round our ankle joints in every step. The open-source community is whole of commands and code snippets, many utilizing the open supply micro controller that is arduino for manage design.

### **II. LITERATURE REVIEW**

In the new global that are growing very fast, in which the entirety is going to be smart, speedy and automatic. Anybody needs smart and higher answer for all of the consuming manner. Therefore, short distance journey or short distance utilization vehicles additionally need to be clever and automatic, due to the fact day by day growing demand and rush in preferred existence desires a higher solution for short distance usage cars. So as to make clever and green solution couple of strategies has been tested and proposed so far making smart and reliable solution.

[1] In this paper, Felix grasser a researcher at the swiss federal institute of era has constructed joe, a prototype of a two-wheeled car. Wherein 2-wheeled auto balancing robotic is worked within the application of inverted pendulum.

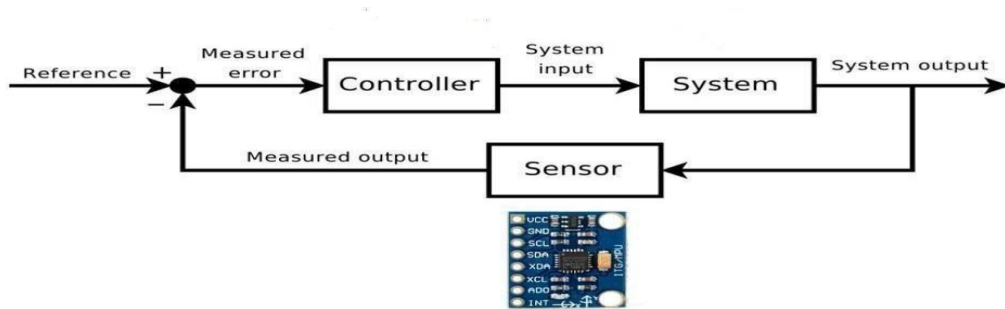
[2] In this paper, dean I. Kamen had invented segway pt as human transporter programs from two wheel robotic. Wherein 2-wheeled self-balancing robotic used as a human transporter.

[3] In this paper, Anderson has constructed 2-wheeled self-balancing robotic by means of using a commercially available inertial sensor and function records from motor encoder to stability the machine.

**Problem Statement**

- Inverted suspended body manifesto is a volatile control machine and for this reason faces steadiness affair
- Facts sampling fee and computing time need along mode of microcontroller to run command set of rules.
- Immoderate computing delay ends in greater time for correction of the lean perspective of inverted suspended body and depart from the system out of vertical symmetry role
- As differentiate to traditional robotic, it was noticed that the strength need for operate dc motors to preserve symmetry role could be very excessive when we talk about self-balancing robotic.

**Block Diagram**



To maintain the robotic stability, motors ought to prevent the robot drop down. This act required remarks and rectifying factors. The response portion is the mpu6050 gyro + accelerometer, which gives each velocity and revolving in each 3-axes.

**III. METHODOLOGY**


To accomplish the reason the subsequent technique is probably used:

- obtain compelling equations formed totally on principle of the inverted suspended body.
- shape transfer functions for the perspective deviation and function,
- discover a controller which can manipulate these state
- installation necessities for the demonstrator
- layout a demonstrator which can fulfil those necessities, take a look at the limits of the control sign selected blunders sources can be looked into:
- format a 3-dimensional version in cad-pc aided format this is as same as feasible to the bodily demonstrator to collect accurate parameters wanted for the simulated version
- inspect the correctness of the sensors that supplies the angular records with a correct model of the device and a functioning demonstrator this presents a plan of action in a replicated surroundings. The restorative version in contrast to the marcher may be established with the aid of manner of implementation of a pid controller at both for we to compare compulsion response.

**Dependencies**

**1. Hardware**

L298N motor driver module



This L298n motor motive force module is a high power motor driving force module for riding dc and stepper cars. This module includes an L298 motor driver ic and a 78m05 five volt regulator. L298n module can control as much as four dc automobiles, or two dc motors with directional and pace control. The L298n motor driver module consists of an L298 motor driving force ic, 78m05 voltage regulator, resistors, capacitor, electricity led, five volt jumper in an integrated circuit.

Geared DC motor with wheel

A tools motor is an all-in-one mixture of a motor and gearbox. The addition of a tools head to a motor reduces the velocity use up growing the torque product. The maximum critical parameters with reference to equipment automobiles are velocity (rpm), torque and efficiency. For you to pick out the most suitable equipment motor on your application you ought to first compute the load, speed and torque necessities on your software. Isl products offers a spread of spur gear vehicles, planetary tools motors and bug tools vehicles to satisfy all software requirements. Maximum of our dc automobiles may be complimented with one in all our particular gearheads, offering you with a surprisingly efficient equipment motor solution.



Arduino Nano


The Arduino-nano is a portable, entire, and breadboard-friendly board primarily based at the atmega(328). It has extra or slighter the equal functionality of the arduinoduemilanove, however in a distinct package deal. It lacks at most a dc power jack, and works with a mini-b usb cable as oppose to a excellance one. The arduino nano may be powered via the mini-b usb connection, six to twenty volt unregulated outside electricity supply (pin 30), or five volt managed outer power provide (pin 27). The energy source is robotically selected to the very best voltage source. The atmega328 have thirty two kb, (with two kb make used of for the bootloader too). The atmega(328) has two kb of sram and one kb of eeprom.



MPU6050 Six-Axis (Gyro + Accelerometer)

The mpu-6050 is a famous six dof accelerometer and gyroscope that has all of the details we need on how objects are shaking and spinning . With 6 axes of sensing and sixteen-bit measurements, we'll have the entirety we need to present our robotic buddy a perception of stability, the use of the mpu-6050 as its internal ear. This aggregate of gyroscopes and accelerometers is generally referred to as an inertial dimension unit or imu.

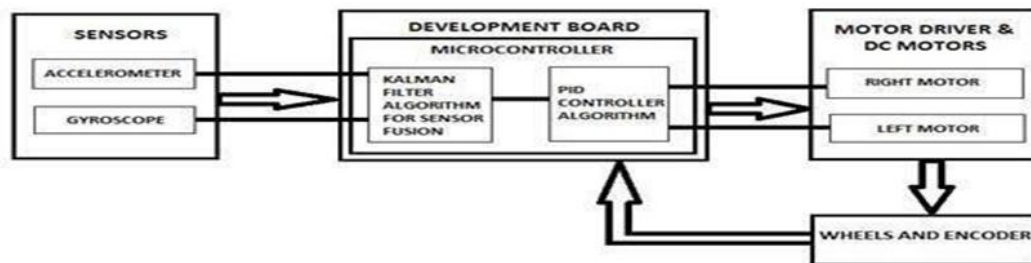
In this project Two-Wheeled Self-Balancing Robot we worked on Arduino Programming software.



Software

**Functional Model**

This a part of the paper present the execution of automobile-balancing wheeled robotic. The assignment of stabilizing inverted pendulum may be extremely complicated if we strive to obtain a solo switch feature calculation thinking about the task as a unmarried manipulate device. This may be achieved conceptually however practical execution will no longer be as in step with assumption. Because of massive quantity of bodily unspecified framework controlling the kingdom of manipulate machine, the solo transfer feature technique might be impractical to reach balance in actual time implementation of assignment. To keep away from this complication we will wreck the manage system into primary blocks. Each block handling with constant range of variable and helping its consecutive block. These blocks have operated for execution of venture are designed with block-diagram.



**Future Scope**

Greater studies should be performed to take advantage of more complex algorithm for circumvention appliance based upon ultrasonic signal and enlarge the connectedness for Bluetooth directed toward wireless-constancy. The framework of pd-pi manage isn't always best because the robotic shakes a touch whilst the rate is multiplied. Consequently, destiny analysis is suggested for enhancing the command set of rules to put into effect more autostabilizing alongside wheels as an inverted suspended robotic.

**IV. RESULT**

The consequences of this challenge two-wheeled self-balancing robotic, we will see by way of following points:

- the robot handiest actions in solitary supervision of privilege
- the robotic represents as a suspended body connected to a convey
- the convey changed into represent as cars alongside wheels, and the suspended body became represent as the relaxation of the element
- the quantization is for attitude divergence rate near its upstanding function
- the abrasion inside devices are decreased to a steady corresponding to the speed of the convey
- the error and put off within the attitude quantification part is unimportant.

**REFERENCES**

[1]. R. Fierro, F. Lewis, and A. Lowe, "Hybrid control for a class of underactuated mechanical systems," IEEE Transactions on Systems, Man and Cybernetics, Part

- [2]. A: Systems and Humans, vol. 29, no. 6, pp. 649–4, nov 1999 [2] G. M. T.
- [3]. Nguyen, H. N. Duong, and H. P. Ngyuen, “A PID backstepping controller for two-wheeled self-balancing robot,” in Proceedings fo the 2010 IFOST, 2010.
- [4]. Welch & Bishop, “An Introduction to the Kalman Filter,” UNC-Chapel Hill, TR 95-041, July 24, 2006.
- [5]. D. Arndt, J. E. Bobrow, S. Peters, K. Iagnemma, and S. Bubowsky, “Twowheel self-balancing of a four-wheeled vehicle,” IEEE Control Systems Magazine, vol. 31, no. 2, pp. 29– 37, April 2011.
- [6]. S. Krivic, M. Hujdur, A. Mrzic, and S. Konjicija, “Design and implementation of fuzzy controller on embedded computer for water level control,” in MIPRO, Opatija, Croatia, May 21–25 2012, pp. 1747– 51.