

Novel Image Noise Removal Technique Using PCA with Limited Pixel Analysis

Chaudhari Aftabalam Kaiser Hussain

M. Tech. Scholar, All Saints' College of Technology, Bhopal, India

Zuber Farooqui

Professor, Dept. of CSE, All Saints' College of Technology, Bhopal, India

Abstract—Pictures are regularly corrupted by commotions. Clamor can happen amid picture catch, transmission, and so forth. Commotion e evacuation is a vital undertaking in Image handling. By and large the after effects of the commotion evacuation affect the nature of the picture preparing strategy. A few procedures for clamor expulsion are settled in shading picture preparing. The idea of the commotion evacuation issue relies upon the kind of the clamor ruining the im age. In the field of picture commotion decrease a few straight and non direct sifting techniques have been proposed. Denoising of picture is imperative and opposite issue of picture preparing which is valuable in the ranges of picture mining, picture division, design acknowledgment and an essential pre-handling strategy to expel the commotion from the normally tainted picture by the diverse sorts of clamors. For a superior safeguarding of picture nearby structures, a pixel and its closest neighbors are demonstrated as a vector variable, whose preparation tests are chosen from the nearby window by utilizing square coordinating based limited pixel analysis. such a limited pixel analysis strategy ensures, to the point that exclusive the example hinders with comparable substance are utilized as a part of the neighborhood insights computation for PCA change estimation, so the picture nearby highlights can be all around saved after coefficient shrinkage in the PCA space to evacuate the commotion. The trial comes about show that the proposed strategy can adequately decrease clamor and be aggressive with the present cutting edge denoising calculations as far as both quantitative measurements and subjective visual quality.

Keywords: Noises, Filters, Wavelets, Pixel Analysis, .

Date of Submission: 09-10-2021

Date of acceptance: 23-10-2021

I. INTRODUCTION

Advanced picture handling is the utilization of PC calculations to perform picture preparing on computerized pictures particularly with a specific end goal to enhance its quality. The after effect of blunders in the picture procurement process is called clamor, which brings about pixels esteem that don't mirror the genuine forces of the genuine scene. All chronicle gadgets, both simple and computerized have a few characteristics which make them vulnerable to commotion. Contingent upon how the picture is made, a portion of the routes in which clamor is presented in a picture are –

1. On the off chance that the picture is checked from a photo made on film, the "film grain" is a wellspring of commotion.
2. Clamor can likewise be the consequence of harm to the film, or be presented by the scanner itself.
3. The electronic transmission of picture information can present commotion.
4. Pictures are generally influenced by blended commotion which is a mix of indiscreet clamor and added substance commotion. [1]

The key issues of picture preparing are to lessen clamor from a digitized picture. Commotion Reduction is the term utilized for the way toward disposing of clamor from a picture (or from a flag). In this procedure, data about the kind of commotion exhibit in the first picture assumes a noteworthy part. Be that as it may, in spite of the extraordinary late advance in the nature of de-noising calculations, the ebb and flow look into has not yet achieved the lower bound on the mean squared blunder of the de-noised result. Be that as it may, Edge Detection from pictures is a standout amongst the most imperative worries in computerized picture preparing. Be that as it may, it is hard to execute edge discovery in boisterous pictures, since both the edges and the commotion contain high-recurrence substance and endeavors to lessen the clamor result in twisted and obscured edges. [2]

Decreasing the commotion and obscuring and expanding the difference range could improve the picture. Picture denoising enhances the nature of pictures for human survey. [3]

Picture handling is a field that keeps on developing, with new applications being produced at a consistently expanding pace. It is an intriguing and energizing territory with numerous applications extending from media outlets to the space program. A standout amongst the most fascinating parts of this data upset is the capacity to send and get mind boggling information that rises above standard composed content. Visual data, transmitted as computerized pictures, has turned into a noteworthy strategy for correspondence for the 21st century. Picture handling is any type of flag preparing for which the information is a picture, for example, photos or casings of video and the yield of picture preparing can be either a picture or an arrangement of qualities or parameters identified with the picture.

"Picture denoising is a rebuilding procedure, where endeavors are made to recuperate a picture that has been corrupted by utilizing earlier information of the debasement procedure".

Figure 1 Illustration of Noise in the Image Appearance of spots is because of the genuine signs getting undermined by clamor (undesirable signs). While in TV, irregular high contrast snow-like examples can be seen on the TV screens because of loss of gathering. Consequently commotion ruins the two pictures and recordings. Also, some fine points of interest in the picture might be mistaken for the clamor or the other way around. Many picture handling calculations, for example, an enhanced non neighborhood denoising calculation, design acknowledgment and so forth require a spotless picture to work adequately.



Fig. 1. (a) Clean Barbara Image (b) Noisy Barbara Image

The fundamental thought behind this work is the estimation of the unsuppressed picture from the contorted or boisterous picture, and is additionally alluded to as picture "denoising". There are different strategies to help reestablish a picture from boisterous bends. Choosing the suitable strategy assumes a noteworthy part in getting the coveted picture. Picture denoising is generally required to be performed before show or further handling like division, highlight extraction, protest acknowledgment, surface investigation, and so on. The motivation behind denoising is to stifle the commotion proficiently while holding the edges and other point by point highlights like picture smoothing, picture honing, differentiate change however much as could reasonably be expected. For constant applications like TV, photograph, telephone, and so forth it is fundamental to decrease the clamor control however much as could reasonably be expected and to hold the fine points of interest and the edges in the picture too. In addition, it is critical to have low computational intricacy so the sifting operation is performed in a brief span for on the web and constant applications.

II. RELATED WORK

In paper [4], the spectral– spatial versatile meager portrayal (SSASR) strategy is proposed for denoising HSI. By mutually abusing the related ghastly data and comparative spatial data in HSI in light of the SR, compelling clamor free estimation can be produced by the SSASR. In the first place, unearthly versatile band-subset segment is acquainted with amass very connected ghastly groups and separate low-associated ones. In each band subset, the exceedingly related ghastly groups have ceaseless and close otherworldly attributes. Second, spatial-versatile comparable pixel seeking procedure is proposed to aggregate comparative pixels in nearby areas. In each spatial comparable locale, the pixels have firmly spatial qualities. At long last, a SR demonstrate is utilized to adaptively speak to each gathering of exceptionally otherworldly related and spatial-comparative pixels, bringing about the clamor free estimation. The denoising tests led in both mimicked and genuine HSI informational collections show the viability of the proposed strategy.

In paper [5] creator propose a straightforward and effective denoising strategy by joining patch gathering with SVD. The proposed strategy initially bunches picture fixes by a characterization calculation to accomplish many gatherings of comparative patches. At that point each gathering of comparable patches is evaluated by the low-rank guess (LRA) in SVD space. The denoised picture is at last gotten by accumulating all prepared patches. The SVD is an extremely appropriate apparatus for assessing each gathering since it gives the ideal vitality compaction at all square sense [6]. This suggests we can accomplish a decent estimation of the gathering by taking just a couple of biggest solitary esteems and comparing particular vectors. While ASVD utilizes SVD to

take in an arrangement of neighborhood reason for speaking to picture patches and SAIST utilizes SVD as an inadequate portrayal of picture fixes, the expert postured strategy abuses the ideal vitality compaction property of SVD to lead a LRA of picture patches. Trials show that the proposed strategy accomplishes very focused execution in visual quality, and it likewise has a lower computational cost than the vast majority of existing best in class denoising calculations.

A. Wavelet Based Techniques

Wavelet based strategies are dependably a decent decision for image denoising and has been talked about broadly in literary works for as far back as two decades [7, 8, 9,10, 11, 12]. The issue of picture denoising is to recuperate a picture that is cleaner than its loud perceptions. M. C. Motwani et.al.analyzed that commotion lessening as an imperative procedure in picture investigation which is the initial step to be taken before the pictures are considered for additionally handling. D.L. Donoho and L.M. Johnstone presented wavelet based denoising plan, as wavelets give as better picture denoising due than the property of sparsity and multi determination structure [13]. While applying wavelet based denoising, the loud wavelet coefficients are adjusted as needs be M. Vatterili and J. Kovacevic broke down that delicate thresholding is a standout amongst the most understood standards because of its adequacy and effortlessness [14]. S. Gauangmin and L. Fudong presented the primary thought of delicate thresholding by subtracting the limit esteems T from every one of the coefficients bigger than T and to set every single other coefficient to zero [15].

Wavelets give a better execution in picture denoising due than properties, for example, sparsity and multi-determination structure. The concentration was moved from the Spatial and Fourier area to the Wavelet; an alternate class of strategies misuses the disintegration of the information into the wavelet premise and psychologists the wavelet coefficients keeping in mind the end goal to denoise the information

The issue of wavelet based denoising can be communicated as the estimation of clean coefficients from uproarious information with Bayesian estimation systems, for example, the most extreme a back (MAP) estimator [16]. In any case, it has a feeble model for wavelet coefficients of characteristic pictures since they overlook the dependencies between coefficients, and its significant issue lies in the challenges in deciding an appropriate shrinkage capacity and edge [15]. Tree structures requesting the wavelet coefficients in view of their sizes, scale and spatial area have been investigated. At that point the use of the wavelet tree was observed to be more effective [17, 13]. The preferences and weaknesses of the separating method that is nearest to NPFA are given underneath

III. PROPOSED WORK

This work exhibits a proficient PCA-based denoising technique with nearby pixel gathering (Limited Pixel Analysis). PCA is a traditional de-relationship system in measurable flag preparing and it is unavoidably utilized as a part of example acknowledgment and dimensionality lessening, and so on [18]. By changing the first dataset into PCA space and saving just the few most critical chief parts, the commotion and trifling data can be expelled. In [19], a PCA-based plan was proposed for picture denoising by utilizing a moving window to compute the neighborhood insights, from which the nearby PCA change framework was assessed. Nonetheless, this plan applies PCA straightforwardly to the uproarious picture without information determination and many commotion lingering and visual antiquities will show up in the denoised yields.

In the event of picture denoising techniques, the attributes of the debasing framework and the clamor are thought to be known ahead of time. The picture (x, y) is obscured by a direct operation and commotion $n(x, y)$ is added to frame the corrupted picture $w(x, y)$. This convolutes with the reclamation method $g(x, y)$, to create the reestablished picture $z(x,y)$.

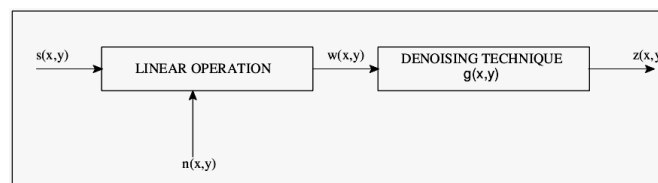


Fig. 2. Denoising Concept

The direct operation appeared in Fig. 2 is the expansion or augmentation of the commotion $n(x, y)$ to the flag $S(x, y)$. Once the debased picture $w(x, y)$ is gotten, it is subjected to denoising procedure to get the denoised picture $z(x, y)$. The purpose of center in this postulation is looking into a few denoising systems. This roused the creator to take up the issue to decrease the commotion without tainting the creativity of the picture.

As appeared in Fig. 3, the proposed Limited Pixel Analysis -PCA calculation has two phases. The primary stage yields an underlying estimation of the picture by evacuating the majority of the clamor and the second stage will additionally refine the yield of the principal organize. The two phases have similar methodology

aside from the parameter of clamor level. Since the clamor is altogether lessened in the principal organize, the Limited Pixel Analysis precision will be quite enhanced in the second stage with the goal that the last denoising result is outwardly much better. Contrasted and WT that uses a settled premise capacity to break down the picture, the proposed Limited Pixel Analysis-PCA strategy is a spatially versatile picture portrayal so it can better describe the picture neighborhood structures. Contrasted and NLM and the BM3D techniques, the proposed Limited Pixel Analysis-PCA strategy can utilize a moderately little nearby window to amass the comparative pixels for PCA preparing, yet it yields aggressive outcomes with best in class BM3D calculation.

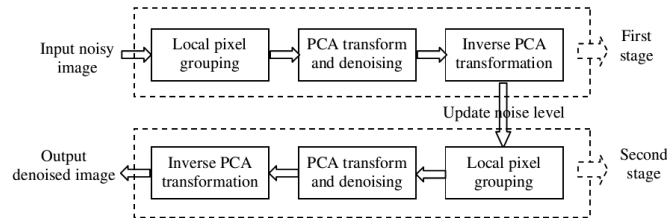


Fig. 3. Flowchart of the proposed two-stage Limited Pixel Analysis -PCA denoising scheme.

A. Principal Component Analysis (PCA)

Denote by $x=[x_1,x_2,x_3,\dots,x_m]^T$ an m-component vector variable and denote by

$$X = \begin{bmatrix} x_1^1 & x_1^2 & \dots & x_1^n \\ x_2^1 & x_2^2 & \dots & x_2^n \\ \vdots & \vdots & \ddots & \vdots \\ x_m^1 & x_m^2 & \dots & x_m^n \end{bmatrix}$$

the sample matrix of x, where x_{ji} , $j=1,2,y,n$, are the discrete samples of variable x_i , $i=1,2,y,m$. The i th row of sample matrix X, denoted by

$$X_i=[x_{i1}x_{i2}\dots x_{in}]$$

is called the sample vector of x_i . The mean value of X_i is calculated

$$\mu_i = \frac{1}{n} \sum_{j=1}^n x_{ij}$$

and then the sample vector X_i is centralized as

$$\bar{X}_i = X_i - \mu_i = [\bar{x}_{i1} \bar{x}_{i2} \dots \bar{x}_{in}]$$

Where $\bar{x}_{ij} = x_{ij} - \mu_i$. Accordingly, the centralized matrix of X is

$$\bar{X} = [\bar{X}_1^T \bar{X}_2^T \dots \bar{X}_m^T]^T$$

Finally, the co-variance matrix of the centralized dataset is calculated as

$$\Omega = \frac{1}{n} \bar{X} \bar{X}^T$$

An imperative property of PCA is that it completely de-relates the first dataset X. As a rule, the vitality of a flag will focus on a little subset of the PCA changed dataset, while the vitality of commotion will equally spread over the entire dataset. In this way, the flag and commotion can be better recognized in the PCA area.

B. Improved PCA Denoising Algorithm

1) Modeling of spatially versatile PCA denoising

As in past writing, we expect that the clamor v tainted in the first picture I is white added substance with zero mean and standard deviations σ , i.e. $I_v=I_v$, where I_v is the watched loud picture. The picture I and commotion v are thought to be uncorrelated. The objective of denoising is to get an estimation, indicated by \hat{I} , of I from the perception I_v . The denoised picture \hat{I} is required to be as near I as would be prudent.

A picture pixel is depicted by two amounts, the spatial area and its power, while the picture nearby structure is spoken to as an arrangement of neighboring pixels at various force levels. Since the greater part of the semantic data of a picture is passed on by its edge structures, edge safeguarding is profoundly wanted in picture denoising. To this end, in this paper we display a pixel and its closest neighbors as a vector variable and perform commotion decrease on the vector rather than the single pixel. Alluding to Fig. 4, for a hidden pixel to be denoised, we set a $K \times K$ window fixated on it and indicate by $x=[x_1 \dots x_m]^T$, $m=K^2$, the vector containing every one of the parts inside the window. Since the watched picture is commotion adulterated, we mean by

$$xv=x+v$$

The uproarious vector of x , where $xv=[xv_1 \dots xvm]^T$, $v=[v_1 \dots vm]^T$ and $xvk=xk+vk$, $k=1;\dots;m$. To appraise x from xv , we see them as (silent and loud) vector factors with the goal that the factual strategies, for example, PCA can be utilized.

So as to expel the clamor from xv by utilizing PCA, we require an arrangement of preparing tests of xv with the goal that the covariance network of xv and consequently the PCA change grid can be figured. For this reason, we utilize a $L \times L (L > K)$ preparing square fixated on xv to discover the preparation tests, as appeared in Fig. 3. The

least difficult path is to take the pixels in every conceivable $K \times K$ obstruct inside the $L \times L$ preparing hinder as the specimens of boisterous variable xv . Along these lines, there are absolutely $(L-K+1)^2$ preparing tests for every segment xvk of xv . In any case, there can be altogether different squares from the given focal $K \times K$ obstruct in the $L \times L$ preparing window so taking all the $K \times K$ hinders as the preparation tests of xv will prompt wrong estimation of the covariance framework of xv , which accordingly prompts mistaken estimation of the PCA change network lastly brings about much commotion remaining. In this manner, choosing and gathering the preparation tests that like the focal $K \times K$ square is important before applying the PCA change for denoising.

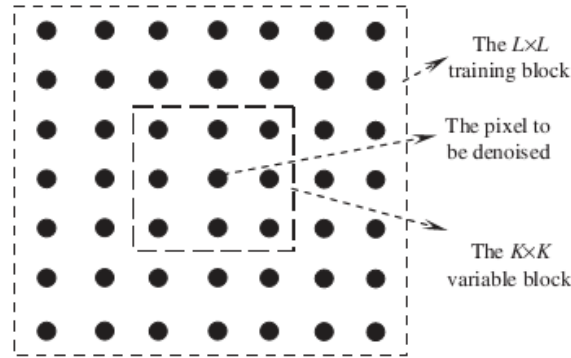


Fig. 4. Illustration of the modeling of Limited Pixel Analysis-PCA based denoising

2) *Local pixel gathering (Limited Pixel Analysis)*

Gathering the preparation tests like the focal $K \times K$ obstruct in the $L \times L$ preparing window is for sure an order issue and therefore unique gathering strategies, for example, square coordinating, connection based coordinating, K -implies grouping, and so forth., can be utilized in view of various criteria. Among them, the piece coordinating strategy might be the most straightforward yet exceptionally productive one. In this paper, we utilize it for Limited Pixel Analysis. There are absolutely $(L-K+1)^2$ conceivable preparing squares of xv in the $L \times L$ preparing window. We indicate by x, u_0 the segment test vector containing the pixels in the focal $K \times K$ square and signify by $x, u_i, i=1, 2, \dots, (L-K+1)^2-1$, the specimen vectors relating to alternate pieces. Let x_0 and x_i be the related silent example vectors of x_0 and x_i , separately. It can be effectively computed that

$$e_i = \frac{1}{m} \sum_{k=1}^m \bar{x}_0(k) - \bar{x}_i(k)^2 \approx \frac{1}{m} \sum_{k=1}^m \bar{x}_0(k) - \bar{x}_i(k)^2 + 2\sigma^2$$

In above eq. we used the fact that noise u_i is white and uncorrelated with signal. if

$$e_i < T + 2\sigma^2$$

Where T is a preset threshold, then we select x, u_i as a sample vector of xv .

3) *Limited Pixel Analysis-PCA based denoising*

In them $m \times n$ dataset matrix Xv , each component $x_{uk}, k=1, 2, \dots, m$ of the vector variable xv has n samples. Denote by Xkv the row vector containing then samples of x_{uk} . Then the dataset Xv can be represented as $X_v = [(x_1^T)^T \dots (x_m^T)^T]^T$. Similarly, we have $x = [x_1^T \dots x_m^T]^T$, where Xv is the row vector containing the n samples of xv , and, $Xv = X + V$ where $V = [VT_1 \dots VT_m]^T$ is the dataset of noise variable v and V_k is the row sample vector of v_k . Next we centralize dataset Xv . The mean value of Xkv is $\mu_k = (1/n) \sum_{i=1}^n Xkv(i)$ and then Xkv is centralized by $\bar{X}_k = X_k - \mu_k$. Since the noise u_k is zero-mean, X_k can also be centralized by $X_k = \bar{X}_k - \mu_k$. Then the centralized datasets of Xt and X are obtained as $\bar{X}_v = [(\bar{X}_1^T)^T \dots (\bar{X}_m^T)^T]^T$ and $\bar{x} = [x_1^T \dots x_m^T]^T$, and we have $\bar{x}_v = \bar{x} + v$

4) *Denoising refinement in the second stage*

The greater part of the clamor will be expelled by utilizing the denoising methodology depicted. In any case, there is still much outwardly unsavory commotion leftover in the denoised picture. Fig. 3 demonstrates a case. Fig. 3a is the first picture Cameraman; Fig. 3b is the boisterous variant of it ($s=20$, $PSNR=22.1dB$); Fig. 3c is the denoised picture ($PSNR=29.8dB$) by utilizing the proposed Limited Pixel Analysis-PCA technique in Sections 3.1– 3.3. Despite the fact that the PSNR is quite enhanced, we can in any case observe much commotion lingering in the denoising yield.

There are mostly two purposes behind the clamor leftover. In the first place, due to the solid commotion in the first dataset Xt , the covariance lattice Ω_{Xt} is much clamor adulterated, which prompts estimation inclination of the PCA change framework and henceforth decays the denoising execution; second, the solid clamor in the first dataset will likewise prompt Limited Pixel Analysis blunders, which thus brings about estimation predisposition of the covariance grid Ω_x (or Ω_{Xt}). Consequently, it is important to additionally process the denoising yield for a superior clamor decrease. Since the commotion has been greatly evacuated in the first round of Limited Pixel Analysis-PCA denoising, the Limited Pixel Analysis exactness and the estimation of Ω_x (or Ω_{Xt}) can be quite enhanced with the denoised picture. Hence we can actualize the Limited Pixel Analysis-PCA denoising methodology for the second round to improve the denoising comes about. As appeared in Fig. 1, the

clamor level ought to be refreshed in the second phase of Limited Pixel Analysis-PCA denoising calculation. Signify by \hat{I} the denoised form of loud picture I_u in the primary stage. We can compose \hat{I} as $\hat{I}=I+vs$, where vs is the leftover in the denoised picture.

We need to estimate the level of vs , denoted by $\sigma_s = \sqrt{E[v_s^2]}$, and input it to the second stage of Limited Pixel Analysis-PCA denoising. Here we estimate ss based on the difference between \hat{I} and I_u . Let

$$\tilde{I} = I_u - \hat{I} = v - v_s$$

We have

$$\begin{aligned} E[\tilde{I}^2] &= E[v^2] + E[v_s^2] - 2E[v \cdot v_s] \\ &= \sigma^2 + \sigma_s^2 - 2E[v \cdot v_s] \end{aligned}$$

5) Denoising of color images

There are two ways to deal with broadening the proposed Limited Pixel Analysis-PCA calculation to shading pictures. The main approach is to apply independently Limited Pixel Analysis-PCA to each of the red, green and blue channels. This approach is easy to execute however it disregards the ghostly relationship in the shading picture. The second approach is to frame a $K \times K \times 3$ shading variable shape with each $K \times K$ variable piece relating to the red, green or blue channel. Like in the denoising of dim level picture, the shading variable shape is extended to a shading variable vector of measurement $3K^2$. At that point the preparation tests of the shading variable vector are chosen in the nearby $L \times L \times 3$ window utilizing the Limited Pixel Analysis technique. The various strides are the same as those in the Limited Pixel Analysis-PCA denoising of dark level pictures. Contrasted and the primary approach, the second approach can abuse both the spatial connection and the ghostly relationship in denoising shading pictures. In any case, there are two primary issues.

To start with, the dimensionality of the shading variable vector is three times that of the dim level picture, and this will increment essentially the computational cost in the PCA denoising process. Second, the high dimensionality of the shading variable vector requires significantly more preparing tests to be found in the Limited Pixel Analysis handling. In any case, we will be unable to discover enough preparing tests in the nearby neighborhood so the covariance framework of the shading variable vector may not be precisely evaluated, and thus the denoising execution can be diminished. With the above thought, in this work pick the principal approach for Limited Pixel Analysis-PCA based shading picture denoising because of its effortlessness and vigor

IV. RESULT ANALYSIS

In the proposed Limited Pixel Analysis-PCA denoising calculation, the majority of the computational cost spends on Limited Pixel Analysis gathering and PCA change, and along these lines the many-sided quality for the most part relies upon two parameters: the size K of the variable piece and the size L of preparing square. In Limited Pixel Analysis gathering, it requires $(2K^2-1) \cdot (L-K+1)^2$ increments, $K^2 \cdot (L-K+1)^2$ duplications and $(L-K+1)^2$ "not as much as" rationale operations. Assume in normal Straining examples are chosen, i.e. the dataset X_v is of measurement $K^2 \times S$. At that point in the PCA change, it requires $K^2 \cdot S + (S^2-1) \cdot K^4 + (K^2-1) \cdot K^2 \cdot S$ increments, $K^4 \cdot (S+S^2)$ duplications, and a SVD deterioration of a $K^2 \times K^2$ clear covariance framework. In this paper, we set $K=5$ and $L=41$ in every one of the trials to test the denoising execution. The edge T in the Limited Pixel Analysis gathering is set to 25.

In the usage of Limited Pixel Analysis-PCA denoising, really the total $K \times K$ square focused on the given pixel will be denoised. Hence, the at long last reestablished an incentive at a pixel can be set as the normal of the considerable number of evaluations acquired by all windows containing the pixel. This procedure was additionally utilized as a part of [19]. By our examinations, this can increment around 0.3dB the commotion lessening for a large portion of the test pictures. The proposed Limited Pixel Analysis-PCA calculation can be seen as a finish and expansion of the PCA-based denoising calculation in [19]. We contrast Limited Pixel Analysis-PCA and four agent and cutting edge denoising calculations: the wavelet-based denoising techniques [20, 21]; the scanty portrayal based K-SVD denoising strategy [22]; and the as of late created BM3D denoising strategy [23].



Fig. 5. The test images Lena, Cameraman, Barbara, Peppers, House, Bloodcell, Paint, Monarch, Tower(color) and Parrot(color).

The BM3D strategy is a standout amongst other denoising strategies and it has been seen as a benchmark for denoising calculation assessment. The ten test pictures (estimate: 256×256) utilized as a part of the investigations, including eight dim level pictures and two shading pictures, are appeared in Fig. 5. We included Gaussian repetitive sound distinctive levels (s=10, 20, 30 and 40, individually,) to the first picture and utilize the five denoising calculations for commotion evacuation. Because of the restriction of space, in this paper we can just show incomplete denoising comes about.

TABLE I. THE PSNR (DB) AND SSIM RESULTS OF THE DENOISED IMAGES AT DIFFERENT NOISE LEVELS AND BY DIFFERENT SCHEMES.

Methods	[21]	[20]	[22]	[23]	Proposed
Lena					
s=10	33.1 (0.9154)	33.2 (0.9160)	33.5 (0.9203)	33.9 (0.9272)	34.7 (0.9243)
s=20	29.2 (0.8455)	29.4 (0.8514)	29.7 (0.8571)	30.2 (0.8699)	30.7 (0.8605)
s=30	27.2 (0.7878)	27.5 (0.7964)	27.8 (0.8055)	28.3 (0.8231)	28.6 (0.8066)
s=40	25.7 (0.7315)	26.0 (0.7466)	26.2 (0.7504)	27.3 (0.7727)	27.5 (0.7578)
Cameraman					
s=10	33.2 (0.9170)	33.7 (0.9307)	33.9 (0.9334)	34.4 (0.9399)	34.1 (0.9356)
s=20	29.1 (0.8449)	29.6 (0.8744)	29.9 (0.8810)	30.6 (0.8962)	30.1 (0.8902)
s=30	26.8 (0.7945)	27.5 (0.8307)	27.9 (0.8426)	28.5 (0.8655)	28.8 (0.8558)
s=40	25.3 (0.7310)	26.0 (0.7806)	26.5 (0.8048)	27.1 (0.8303)	27.2 (0.8211)
Tower(color)					
s=10	34.2 (0.9017)	34.6 (0.9099)	34.7 (0.9115)	35.0 (0.9144)	34.8 (0.9123)
s=20	30.5 (0.8270)	31.1 (0.8444)	31.4 (0.8533)	31.6 (0.8576)	32.1 (0.8522)
s=30	28.5 (0.7711)	29.2 (0.7919)	29.3 (0.8018)	29.7 (0.8135)	30.1 (0.8069)
s=40	27.3 (0.7277)	27.9 (0.7505)	27.9 (0.7583)	28.3 (0.7760)	28.8 (0.7695)
Parrot(color)					
s=10	34.0 (0.9158)	34.1 (0.9190)	34.3 (0.9215)	34.6 (0.9274)	34.6 (0.9255)
s=20	30.3 (0.8523)	30.6 (0.8665)	30.8 (0.8684)	31.2 (0.8832)	32.1 (0.8776)
s=30	28.2 (0.8048)	28.6 (0.8269)	28.8 (0.8308)	29.3 (0.8505)	30.0 (0.8415)
s=40	26.7 (0.7642)	27.2 (0.7925)	27.4 (0.7994)	27.5 (0.8179)	28.5 (0.8097)

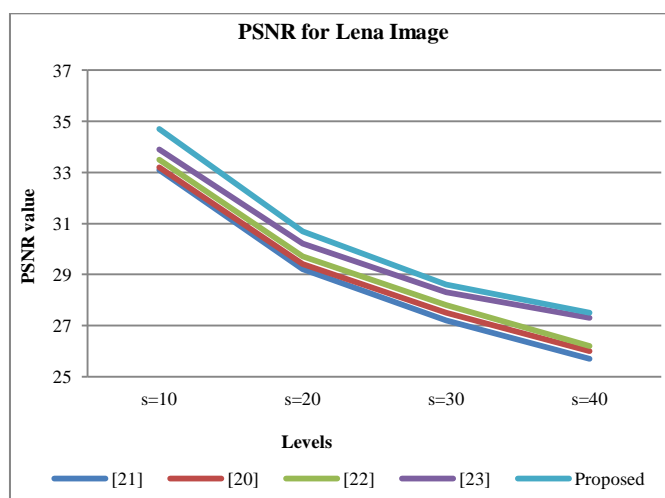


Fig. 6. The PSNR (dB) of the denoised Lena image at different noise levels

We at that point look at the changed techniques on denoising. Table 1 rundown the PSNR and SSIM comes about by various strategies on the 10 test pictures. How about we initially observe the PSNR measures by various techniques. From Table 1 we see that the calculation BM3D has the most elevated PSNR measures. This is on account of it adequately misuses the non-nearby redundancies in the picture. The K-SVD calculation utilizes a pre-prepared over-total word reference in the denoising procedure and it accomplishes practically the same PSNR comes about as those by the proposed Limited Pixel Analysis-PCA calculation. The PSNR consequence of Limited Pixel Analysis-PCA is higher than the wavelet-based strategies [20,21], and the wavelet-based strategy [21] has the most minimal PSNR esteem.

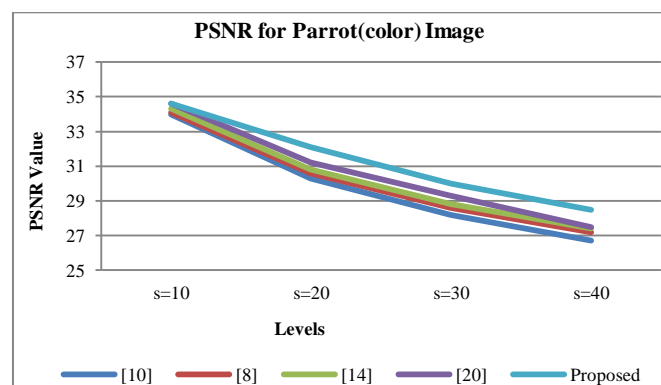


Fig. 7. The PSNR (dB) of the denoised Parrot(color) image at different noise levels

V. CONCLUSION

This paper proposed a spatially versatile picture denoising plan by utilizing central segment investigation (PCA). To safeguard the nearby picture structures while denoising, we demonstrated a pixel and its closest neighbors as a vector variable, and the denoising of the pixel was changed over into the estimation of the variable from its uproarious perceptions. The PCA strategy was utilized for such estimation and the PCA change network was adaptively prepared from the nearby window of the picture. Be that as it may, in a neighborhood window there can have altogether different structures from the hidden one; in this way, a preparation test determination methodology is essential. The piece coordinating based neighborhood pixel gathering (Limited Pixel Analysis) was utilized for such a reason and it ensures that exclusive the comparable specimen squares to the given one are utilized as a part of the PCA change network estimation. The PCA change coefficients were then contracted to evacuate clamor. The above Limited Pixel Analysis-PCA denoising system was iterated once again to enhance the denoising execution. Our exploratory outcomes exhibited that Limited Pixel Analysis-PCA can adequately protect the picture fine structures while smoothing commotion. It displays a focused denoising arrangement contrasted and best in class denoising calculations, for example, BM3D.

REFERENCES

- [1]. Vinod Sharma, Deepika Bansal, "A review on digital image enhancement by noise removal", IJRSET, vol.4, may 2015
- [2]. Divya, Dr.Sasikumar, "Noise Removal in Images in the None Subsampled Contourlet Transform Domain Using Orthogonal Matching Pursuit", IJRCCCE, vol.3, June 2015.
- [3]. Shyam Prasad, R.Priya, "Image enhancement with noise reduction in spatial domain", IJARCSSE, vol.5, Jan 2015.
- [4]. Ting Lu, Shutao Li, Leyuan Fang, Yi Ma and Jón Atli Benediktsson, "Spectral-Spatial Adaptive Sparse Representation for Hyperspectral Image Denoising", IEEE Transactions On Geo-Science and Remote Sensing, Pages 1-13, IEEE, 2015
- [5]. Qiang Guo, Caiming Zhang, Yunfeng Zhang, and Hui Liu, "An Efficient SVD-Based Method for Image Denoising", IEEE Transactions on Circuits and Systems for Video Technology, Vol. 26, No. 5, Pages 868-880, IEEE, 2016
- [6]. J.-F. Yang and C.-L. Lu, "Combined techniques of singular value decomposition and vector quantization for image coding," IEEE Trans. Image Process., vol. 4, no. 8, pp. 1141-1146, Aug. 1995
- [7]. Liu J. and Moulin P. (2001), "Information-theoretic analysis of interscale and intrascale dependencies between image wavelet coefficients", IEEE Trans. Image Process, Vol.10, pp.1647-1658.
- [8]. Kingsbury N.G. (1999), "Image processing with complex wavelets", Philos. Trans. Roy. Soc. London Ser. A 357, pp.2543-2560.
- [9]. Li X. and Orchard M.T. (2000), "Spatially adaptive image denoising under overcomplete expansion", Proc. ICIP.
- [10]. Sendur L. and Selesnick I.W (2002), "Bivariate shrinkage functions for wavelet based denoising exploiting interscale dependency", IEEE Trans. Signal Process, Vol.50, pp.2744-2754.
- [11]. Mihcak M. K., Kozintsev I., Ramchandran K. and Moulin P. (1999), "Low complexity image denoising based on statistical modeling of wavelet Coefficients", IEEE Signal Processing Lett., vol. 6, pp. 300-303.
- [12]. Chen G. Y., Bui T. D. and Krzyzak A. (2004), "Image Denoising Using Neighbouring wavelet Coefficients" ICASSP Vol. 9, pp 917-920.
- [13]. Donoho D.L. and Johnstone I.M. (1994), "Ideal Spatial Adaptation via Wavelet Shrinkage, Biometrika, Vol. 81, pp. 425-455.
- [14]. Vatterli M. and Kovacevic J. (1995), "Wavelets and Subband Coding", Englewood Cliffs, NJ, Prentice Hall
- [15]. Gauangmin S. and Fudong L. (2003), "Image Denoising with Optimized Subband Threshold", Proceedings of the 5th International Conference on Computational Intelligence and Multimedia Application (ICCIAMA).
- [16]. Donoho D. L. (1995), "De-noising by soft - thresholding", IEEE Trans. Information Theory, Vol.41, No.3, pp.613-627.

- [17]. Zhong S. and Cherkassy V. (2000) "Image denoising using wavelet thresholding and model selection," Proc. IEEE. Int. Conf. on Image processing [ICIP], Vancouver. bc.
- [18]. K. Fukunaga, Introduction to Statistical Pattern Recognition, second ed, Academic Press, New York, 1991.
- [19]. D.D. Muresan, T.W. Parks, Adaptive principal components and image denoising, in: Proceedings of the 2003 International Conference on Image Processing, 14–17 September, vol. 1, 2003, pp. 101–104
- [20]. J. Portilla, V. Strela, M.J. Wainwright, E.P. Simoncelli, Image denoising using scale mixtures of Gaussians in the wavelet domain, IEEE Transaction on Image Processing 12 (11) (2003) 1338–1351.
- [21]. M. Aharon, M. Elad, A.M. Bruckstein, The K-SVD: an algorithm for designing of overcomplete dictionaries for sparse representation, IEEE Transaction on Signal Processing 54 (11) (2006) 4311–4322
- [22]. K. Dabov, A. Foi, V. Katkovnik, K. Egiazarian, Image denoising by sparse 3D transform-domain collaborative filtering, IEEE Transaction on Image Processing 16 (8) (2007) 2080–2095.